



# 茂迪

股票代碼: 6244 TWO  
2024年第四季法人說明會

2025年3月6日

發言人: 王丁召

代理發言人: 朱宜珊

電話: +886-6-5050789

郵件: [ir@motech.com.tw](mailto:ir@motech.com.tw)



# Safe Harbor Notice

---

Except for statements in respect of historical matters, the statements in this presentation are “forward-looking statements”. Such forward-looking statements involve known and unknown risks, uncertainties and other factors which may cause the actual performance, financial condition or results of operations of Motech Industries, Inc. (Motech) to be materially different from any future such matters implied by such forward-looking statements. Investors are cautioned that actual events and results could differ materially from these statements as a result of a variety of factors, including conditions in the overall market and economy, acceptance and demand for products, and technological and development risks.

The financial statements included were prepared and published in accordance with IFRS as issued by the IASB

The financial forecasts and forward-looking statements in this release reflect the current belief of Motech as of the date of this release and Motech undertakes no obligation to update these forecasts and forward-looking statements for events or circumstances that occur subsequent to such date.



# 營運績效與財務表現

---



# 合併損益表-單季

(單位：新台幣百萬元)

	4Q'24		3Q'24		QoQ	4Q'23		YoY
銷貨淨額	830	100.0%	718	100.0%	15.7%	930	100.0%	-10.7%
營業成本	686	82.6%	602	83.8%	14.0%	767	82.4%	-10.6%
營業毛利	144	17.4%	116	16.2%	24.5%	163	17.6%	-11.6%
營業費用	87	10.5%	93	12.9%	-6.3%	84	9.0%	3.7%
營業淨利	58	6.9%	23	3.2%	147.2%	79	8.5%	-27.6%
業外收入(支出)	(24)	-2.9%	6	0.9%		(114)	-12.3%	
稅前淨利(損)	34	4.1%	30	4.1%	14.0%	(35)	-3.7%	
本期淨利(損)	35	4.2%	26	3.6%	33.2%	(36)	-3.9%	
隸屬於母公司業主之本期淨利(損)	34	4.1%	25	3.5%	35.5%	(37)	-4.0%	
基本每股盈餘(註)	0.09		0.06		50.0%	-0.10		

(註)計算基本每股盈餘之當年度加權平均流通在外股數，4Q'24、3Q'24及4Q'23均為387百萬股。

Financial Performance



# 合併損益表-累計

(單位：新台幣百萬元)

	1Q'24-4Q'24		1Q'23-4Q'23		YoY
銷貨淨額	3,226	100.0%	4,066	100.0%	-20.7%
營業成本	2,589	80.3%	3,389	83.3%	-23.6%
營業毛利	636	19.7%	677	16.7%	-6.1%
營業費用	363	11.3%	354	8.7%	2.5%
營業淨利	273	8.5%	323	8.0%	-15.5%
業外收入(支出)	(27)	-0.8%	(94)	-2.3%	
稅前淨利	246	7.6%	230	5.6%	7.3%
本期淨利	241	7.5%	224	5.5%	7.3%
隸屬於母公司業主之本期淨利	235	7.3%	218	5.4%	7.9%
基本每股盈餘(註)	0.61		0.56		8.9%

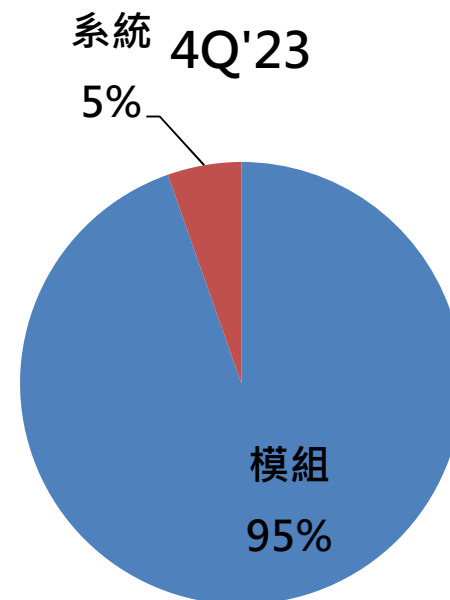
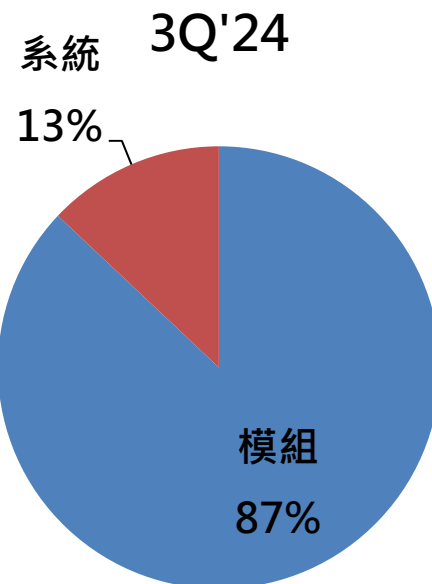
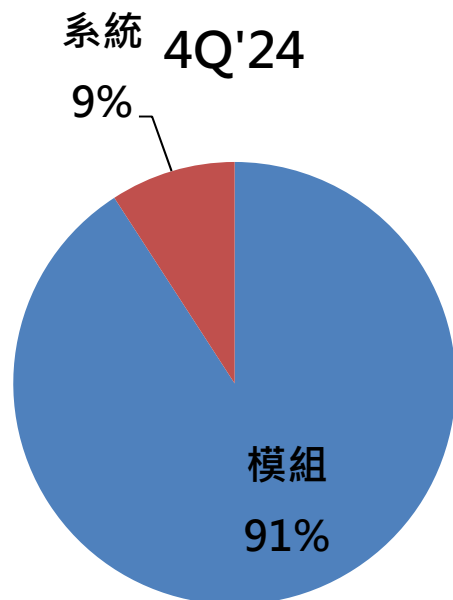
(註)計算基本每股盈餘之當年度加權平均流通在外股數，4Q'24及4Q'23均為387百萬股。

Financial Performance



# 營收組成

- 4Q'24及3Q'24系統營收佔比均高於4Q'23主係持有電站容量持續增加
- 3Q'24系統營收佔比高於4Q'24主係3Q為發電旺季



# 合併資產負債表

(單位：新台幣百萬元)

	4Q'24	3Q'24	QoQ	4Q'23
現金及約當現金	2,652	2,515	5.4%	2,409
存貨	642	649	-1.0%	563
不動產、廠房及設備	4,027	3,849	4.6%	3,327
<b>資產總額</b>	<b>9,648</b>	<b>9,289</b>	<b>3.9%</b>	<b>8,590</b>
短期借款(註)	961	573	67.7%	449
長期借款	2,048	2,198	-6.8%	2,024
<b>負債總額</b>	<b>5,119</b>	<b>4,799</b>	<b>6.7%</b>	<b>4,236</b>
<b>權益總額</b>	<b>4,528</b>	<b>4,490</b>	<b>0.9%</b>	<b>4,355</b>
<hr/>				
總負債/總資產比率	53.1%	51.7%		49.3%
應收帳款收現天數	27	32		41
存貨週轉天數	85	100		78

(註)短期借款係包含短借、應付短期票券及一年內到期長期負債。

Financial Performance

# 營運及市場策略

---

- 力推高利基之N型TOPCon產品
- 拓展太陽能電廠建置及發電量







**MOve the Future**

**Thanks for your attention**

**Spokesperson :  
Ting Wang  
[ir@motech.com.tw](mailto:ir@motech.com.tw)**

### **Capture the Sun**

For a brighter future, a jar of solar energy a day keeps the pollution away – think **MOTECH**.